



District Report Card: 2017


State: Delhi	District: North East Delhi
Class: 3	Subject: Language
Schools: 58	Students: 1031


Participation/Coverage


Students

<div>GENDER</div> <div></div>	Boys				Girls			
	Number		%		Number		%	
	469		45.49		562		54.51	

<div>AREA</div> <div></div>	Rural				Urban			
	Number		%		Number		%	
	199		19.30		832		80.70	

<div>CATEGORY</div> <div></div>	SC		ST		OBC		GEN	
	Number	%	Number	%	Number	%	Number	%
	149	14.45	26	2.52	114	11.06	742	71.97

<div>CWSN</div> <div></div>	LD	VI	HI	S&LD	ID	Oth
	0	1	0	0	2	16

<div>Management</div> <div></div>	Government			Government-aided		
	Number		%	Number		%
	1031		100.00	0		0.00

Average Performance of Students in Language (%)

Overall	Gender		Area		Management		Social Group			
	Male	Female	Rural	Urban	Govt.	Aided	SC	ST	OBC	GEN
54.54	52.10	56.58	63.89	52.31	54.54	0.00	51.14	63.33	56.84	54.56

Performance on Learning Outcomes (LOs)

Learning Outcomes	Description	Average Performance(%)
L304	Reads small texts with comprehension i.e., identifies main ideas, details, sequence and draws conclusions	54.72
L312	Reads printed scripts on the classroom walls: poems, posters, charts etc.	54.18

Range of Performance of Students who Answered Correctly							
Below 30%		30% - 50%		50% - 75%		Above 75%	
Number	%	Number	%	Number	%	Number	%
192	18.62	278	26.96	314	30.46	247	23.96

Lowest Performing Learning Outcomes (LOs)

1 - Reads printed scripts on the classroom walls: poems, posters, charts etc. (54.18)

2 - Reads small texts with comprehension i.e., identifies main ideas, details, sequence and draws conclusions (54.72)